

5. Cycle light: 48 colors light cycle automatically, let you enjoy excellent vision
6. Music light: The light change color following different volume and rhythm(it blinks in 2.5 second when not play music)
7. Customized light color: Continuously touch speaker net, the lamplight will change automatically, you move hand and it stops at your favorite color.
(Attention: For the 48 colors, every color stands for a code and show on LED display, easy to remember)

【Time Instruction】

1. Time Mode

It enters to Time Mode and show time on display when turn on switch. Short press “◀▶” or “▶▶” to adjust 12/24 hours. Long press “MODE” key to set date and time, at first you can see “Year” blink, short press “◀▶” and “▶▶” key to adjust it as you need. Then, set month/date/ hour/ minute at the same way.

2. Date Mode

Short press “Mode” key from Time mode, it enters to Date Mode, LED display will show date, short press “◀▶” and “▶▶” to check year/month/date.

3. Alarm Mode

Long press “Mode” key to set alarm, same operation as time setting way. Short press “Mode” key to adjust ON/OFF status by pressing “◀▶” or “▶▶”. Then, short press “Mode” to confirm it.(Attention: The device support customized alarm bell as you need. Please check the steps 1.Build a file, named as Alarm; Put one music in this file. Only first song will be alarm music, when there are many songs in the file.2.Keep external U-disk or TF card connect with speaker, which has alarm song file)

4. Sleep Mode

Display shows “S OFF”. Short press “◀▶▶” key to set the time when it will be turned off automatically, you can set turn off/15/30/60/120 minutes. This setting works for once, it need to set again after you turn on the device next time.

【Functions】

1. Bluetooth Mode

Short press “Mode” key to enter Bluetooth mode. You can see “BLUE” on display and hear a voice. Turn on Bluetooth digital device(mobile phone/MID/computer etc.) and connect it with a device named as “DY28 Plus”. A voice will note you if it succeed. Short

- press “◀▶” / “▶▶” to choose former /next song. Short press “Vol+” / “Vol-” to increase/decrease volume. Short press “◀▶▶” key to play/pause. Short press “▶▶▶” to play/pause. Short press “▶▶▶” to answer/hang off calling
2. MP3 Mode
It enters to Mp3 mode when insert TF card/U-disk. Short press “◀▶” / “▶▶” to choose former /next song. Long press “◀▶” / “▶▶” to fast forward/backward. Short press “Vol+” / “Vol-” to increase/decrease volume. Press “Vol-” / “Vol+” KEY to decrease/increase volume. Short press “◀▶▶” key to pause/play music.

3. LINE-IN Mode

It enters AUX mode when connect digital device via line-in cable.

Press “Vol+”/“Vol-”to increase/decrease the volume. Short press “◀▶▶” to silence

【FAQ】

No power	Check Lithium Rechargeable Battery which has power or not Check DC5V Plug which is plugged properly
No sound or Sound distortion	Check the level of volume which is not on zero status Check music file which is damaged or not .The damaged music file produce sound distortion and cannot played .Please keep the good music files. Check Lithium Rechargeable Battery which is not enough power
Device hang up	Switch OFF the power then Switch ON the power again or After Charging, Switch ON the power once again

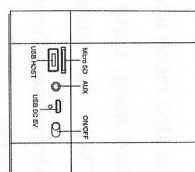
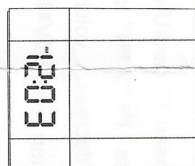
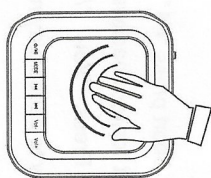
【Specification】

Display	LED
Built in lithium Rechargeable Battery	Play time : Max 8~ 10 Hours *According to the level of Volume
LINE-IN Audio in (AUX)	Max. input (L) 300mV + (R) 300mV
	Output power 5W
	MP3 Bit Rate 8K bps – 320K bps
	Signal noise Ratio(SNR) 85dB
Music Format	Signal Distortion <0.55%
	MP3
Operation temperature	-5 to 40 Celsius Degree

* Product appearance, function and specification might change without prior notice.

User Manual

【Product Appearance】



【Product Features】

1. Support wireless Bluetooth function
2. Touch to get the time on display at any moment
3. Support hands-free function with build in microphone, clear voice without echo
4. Support to play Mp3 music from U-disk or TF card
5. Build in high quality lithium battery, support to charge from Micro USB port
6. Support to set customized alarm bell, as you want
7. Stereo and Hifi voice
8. Modern design
9. Special music LED light, lamp light beat following with music
10. Seven lamp light modes optional, different colors optional, enjoy best voice and vision

【Device power supply】

1. (USB 5V) power supply
2. Built in Lithium Rechargeable Battery

【Lithium Rechargeable Battery Note】

1. Charge lithium Rechargeable Battery:
Can be charged from mobile phone adapter or computer USB port. Reach to full charged about 8-10 hours.

2. Maintain lithium battery

If the device is no use for long time to prevent Lithium Rechargeable Battery no properly work, Please charge Lithium Rechargeable Battery completely for two and three months or take out Lithium Rechargeable Battery.

【Operation Instruction】

⏻/⏮	MODE	⏮/⏭	⏭/⏮	Vol-	Vol+
-----	------	-----	-----	------	------

1. "⏻/⏮" KEY: Play/Pause/answer calling/hang up calling/turn on/turn off. In Bluetooth mode, short press "⏻/⏮" key to to answer or hang up the calling. Short press "⏻/⏮" key to play or pause in Bluetooth mode and Mp3 mode. Short press "⏻/⏮" key to keep silence in Line-in mode. Long press "⏻/⏮" key to turn off the device, then short press to turn on device in all modes.
2. "MODE" KEY: Short press to choose different mode, the device sequence is as: TIME->DATE->ALARM->BLUETOOTH->Mp3 Mode->Line in
3. "⏮/⏭" KEY: In music and Bluetooth mode, short press to select last song. In Mp3 mode, long press to fast backward. In clock mode, short press to choose 12/24 hours
4. "⏭/⏮" KEY: In music and Bluetooth mode, short press to select next song. In Mp3 mode, long press to fast forward. In clock mode, short press to choose 12/24 hours
5. "Vol-" KEY: decrease volume in Bluetooth /Mp3/ Line-in mode
6. "Vol+" KEY: increase volume in Bluetooth /Mp3/ Line-in Mode
7. "speaker net" : Turn on the device, continuously touch speaker net to adjust seven lamp light modes: Low brightness/high brightness/breathing light/transform light/music light/turn off. Touch speaker net to watch time on display. When alarm works, clap once to enter sleep mode, clap twice to stop alarm function.
8. Power on/Off KEY: switch on to power on, switch off to power off

【LIGHT FUNCTION INSTRUCTION】

Seven light modes and 48 different colors optional, choose from by clapping speaker net.

1. Low brightness: 30% brightness , gentle lamp light
2. Middle brightness: 60% brightness, soft lamp light
3. High brightness: 100% brightness, very bright
4. Breathing light: The light turn to low brightness from high brightness, then turn to high brightness from low brightness, and change different colors at the same time